

Visionsquare Rotterdam

Temporary interior

december 2008

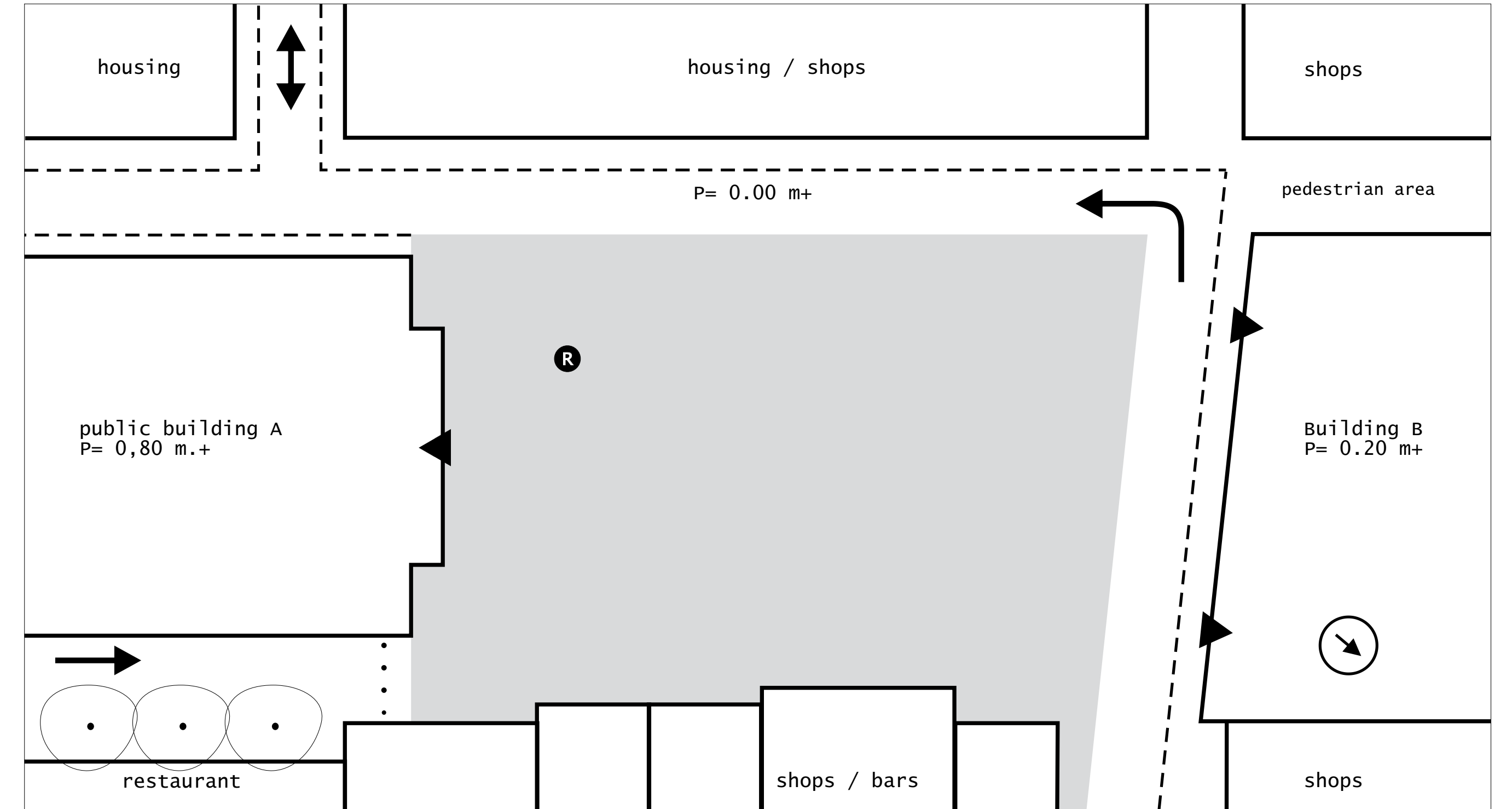


Index

catalogue square

- 1 Introduction
- 2 Temporarity
- 3 The platform
- 4 Masterpiece

- 5 Pavement
- 6 Side objects
- 7 Planting
- 8 Lighting



1 Introduction

In front of you, you will find the temporary design proposal for Visionsquare. With this not only a new image will be presented but at the same time also a new public space.

During the development and expansion of the city centre of Rotterdam and the metro station Delftshaven arrived on the corner of the Watergeusstreet and the 1st Schansstreet a non-used building site. To improve the accessibility of this station and to give the residential area a more city appearance, the municipality decided not to rebuild this released area but to redesign the place

as a forecourt for the metro station and the city centre.


They will start with the construction of the square in January 2010.

In this document you will find the proposal for the design of the square for the next 12 months. In the design the focus is on a better appearance of the square.

The accessibility and the temporal character are crucial points in the design. In the period till January 2010 the accessibility for construction traffic must be maintained.

current situation

Visionsquare>



2 Temporarity

inspirational examples

Temporarity as a concept

Temporarity is quit a broad concept. Actually temporarity is present in everything and with this hard to shape. Namely, in the end everything is temporary. So it is all about what kind of temporarity you as a designer want to add to your design.

Temporarity has always been an interesting subject for designers and artist.

Because the object or design is not supposed to live forever, the possibilities are endless. Especially the choices of materials are different because of that reason. Also regulations, in case of outside objects, are different when it is for a temporal duration.

Temporarity makes the work more unique.

In case of Visionsquare the outcome of the design is about a form of temporarity that is linked to financial possibilities, diversity and a surprising

element.

Because the appearance of the square is not caused by adding buildings but by destroying them, this area has no history as a public space. So actually everything is new and possible. In this design, the main focus will be on a picture that symbolize the old and the new period and future dreams.

design, artist



Meeting Place in the Garden, Cecilia Andersson, 2005



design, artist



Tijdelijke studenten woningen, Amsterdam



3 The platform

temporary element

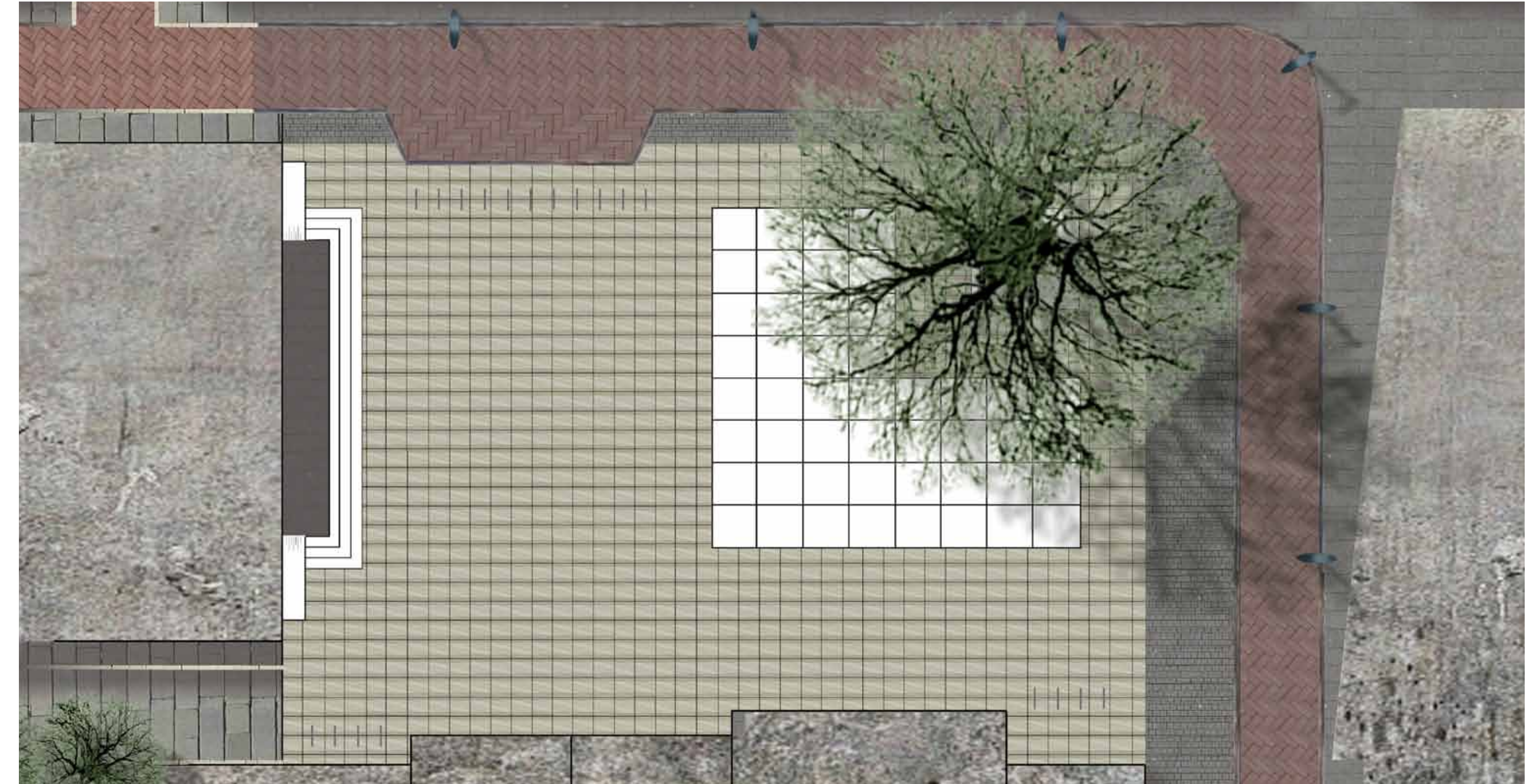
This temporary space is an interval between closing and renewal. In case of Visionsquare a platform will disseminate the temporary character of the square. Because of adding an extra layer on the square the platform gets loose from the rest of the space and loose from his context. That does not mean that it will be a total autonomous object! The platform stands 'loose' and is because of that always removable. It shows the temporary fulfilling of the square and gives it, temporary, a possibility for use! Detachability is combined with the aesthetic of the temporary.

On the platform are objects situated that are removable by the users. In this way the area gets the function that is needed on that specific moment. The objects can generate, in different kind of combinations, different kind of functions. It changes from stage to grandstand or pick nick place.

Neighbour pick nick in public space



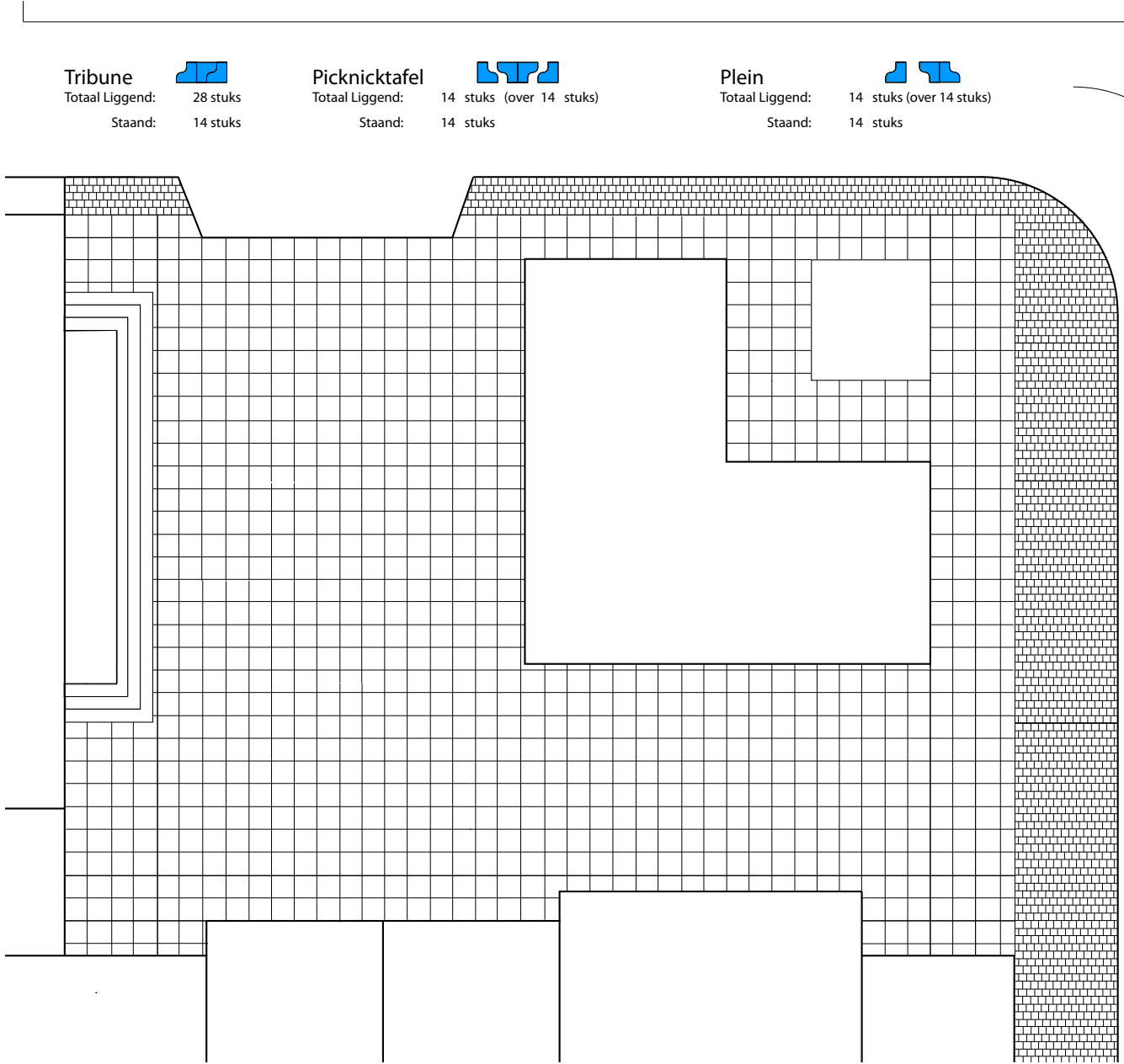
Tribune in public space



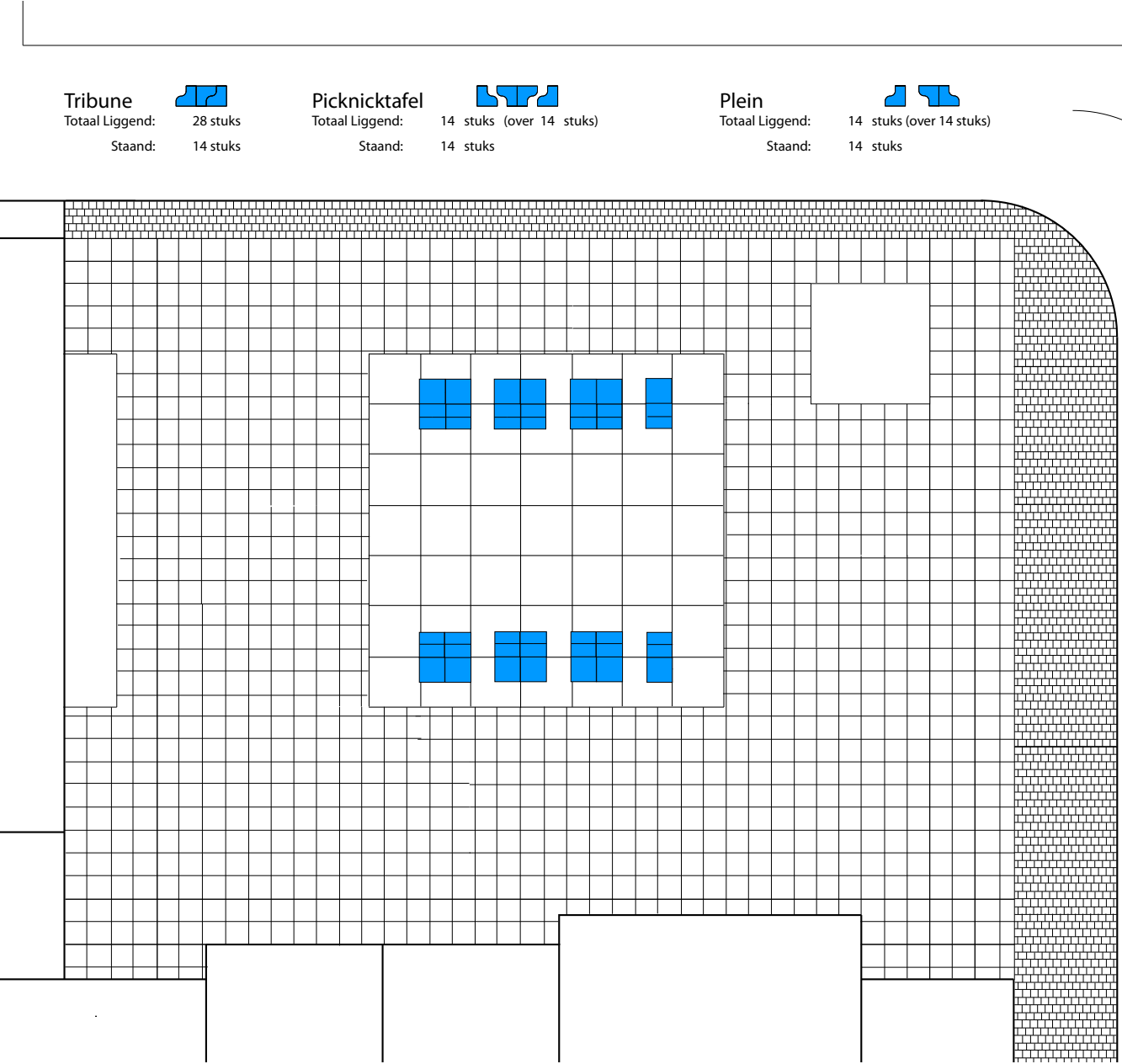
The platform

using options

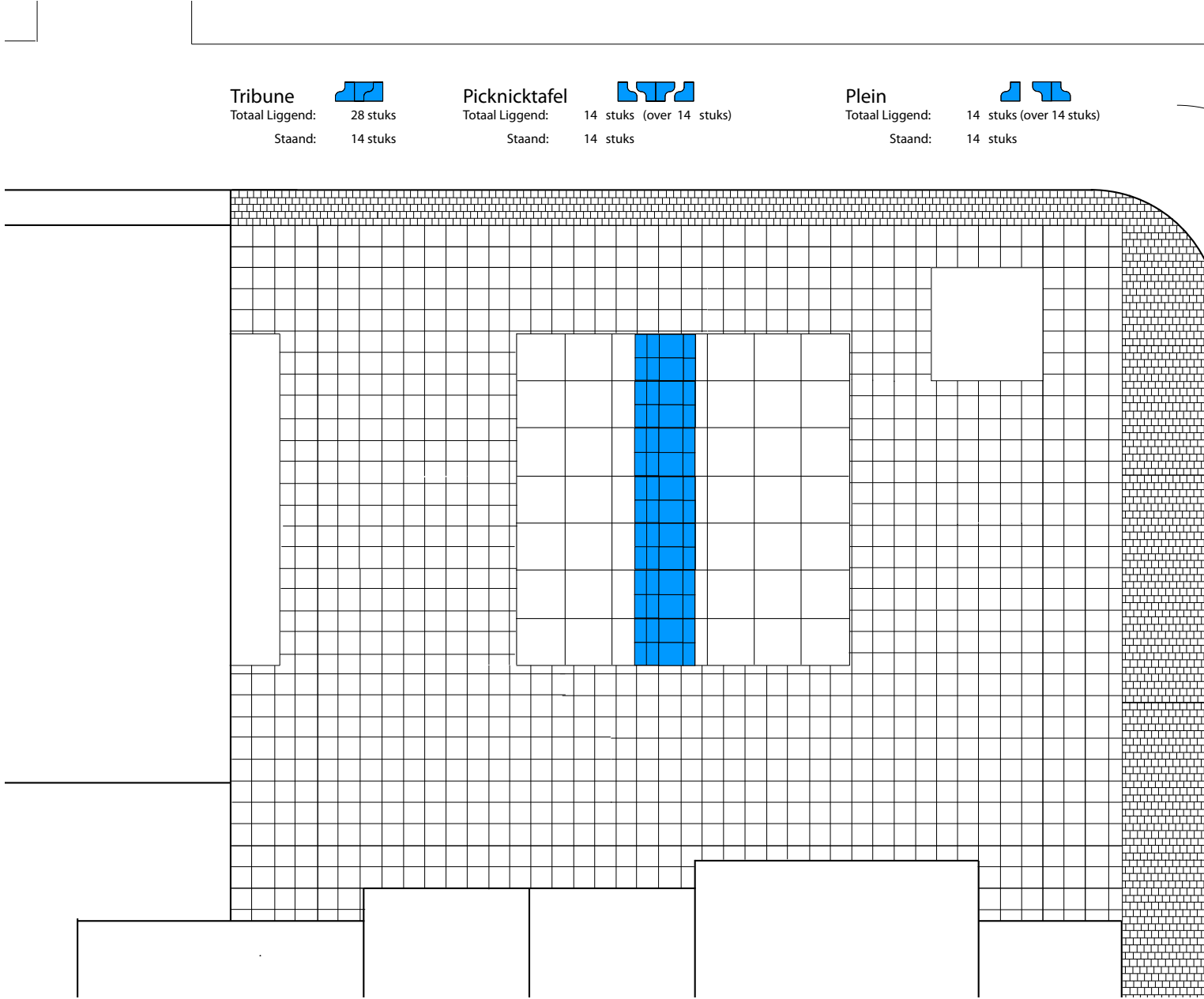
Picknick table



rest place



tribune



- Stelcon platen met rails 200 x 200**
Totaal met hoeklijn(en): 31 stuks
zonder hoeklijn: 52 stuks
- Dreendesign betontegels 60 x 60**
Totaal sporen print: +/- 872 m²
- Betontegels 30 x 30**
Totaal standaard: +/- 880 m²
- Masterpiece 50 x 100**
Totaal liggend: 28 stuks
staannd: 14 stuks

4 Masterpiece

seating element

Masterpiece

seating element


Diversity

The main element that will represent the flexibility of the square is on the first site a seating element. This element is a form that can function in different positions as different objects. So when the object is turned upside down, it functions not as a seating element but as, for instance, a table. When you combine this element you create a new function and so on.

The form and the material are essential in this object. The form creates the possibility and the material the flexibility.

By adding a clear color to the object, the object get loose from his surrounding and gets a sculptural feeling.

Seating element



Buga Munchen, 2008



Yard Furniture, Vienna Austria 2003



Masterpiece

moving elements

Electricity

The benches and bins were designed to be very heavy to discourage theft. All are fitted with Global Positioning System transmitters; if someone tried to remove them from the square an alarm would be activated.

"To create public art that allows people to become actively part of the creative process: the work isn't complete without them."

Bins and Benches, Geryworld



Rails

Seasonal dwellings on a former industrial railway bridge. A traditional Swedish cabin designed as a kit of parts with build-in and modular furnishings that residents can configure to their own liking. Constructed on moveable tracks, the little houses feature two sleeping/living compartments and a kitchen/bath compartment.

Little houses on the black river, Hallefors 2006



Wheels

L.A. based architect Matias Creimer supervised this student project at Pasadena city college in California. Together he and his students designed and constructed wooden structures that can be arranged in a line and read as one larger entity. Gaps and joints between segments had to be resolved by neighbouring teams to ensure a smooth formal transition. Although the nine structures are arranged in line, they can also form a circle, in that the first and last segments can also connect to each other.

City college project, Pasadena 2004



Pallet moving system

Tough and removable seating elements, that can be used in different kind of ways. The objects are removable by using a pallet-wagon: For example as a stage for performances or a fashion show, as a table for dining or a flea market, or as grandstand for a open-air cinema. In this way you are changing the function of the square.

The material they use is old Oakwood.

Schoolyard Den Haque, Buromarsille 2008



Masterpiece

details

Removable pole

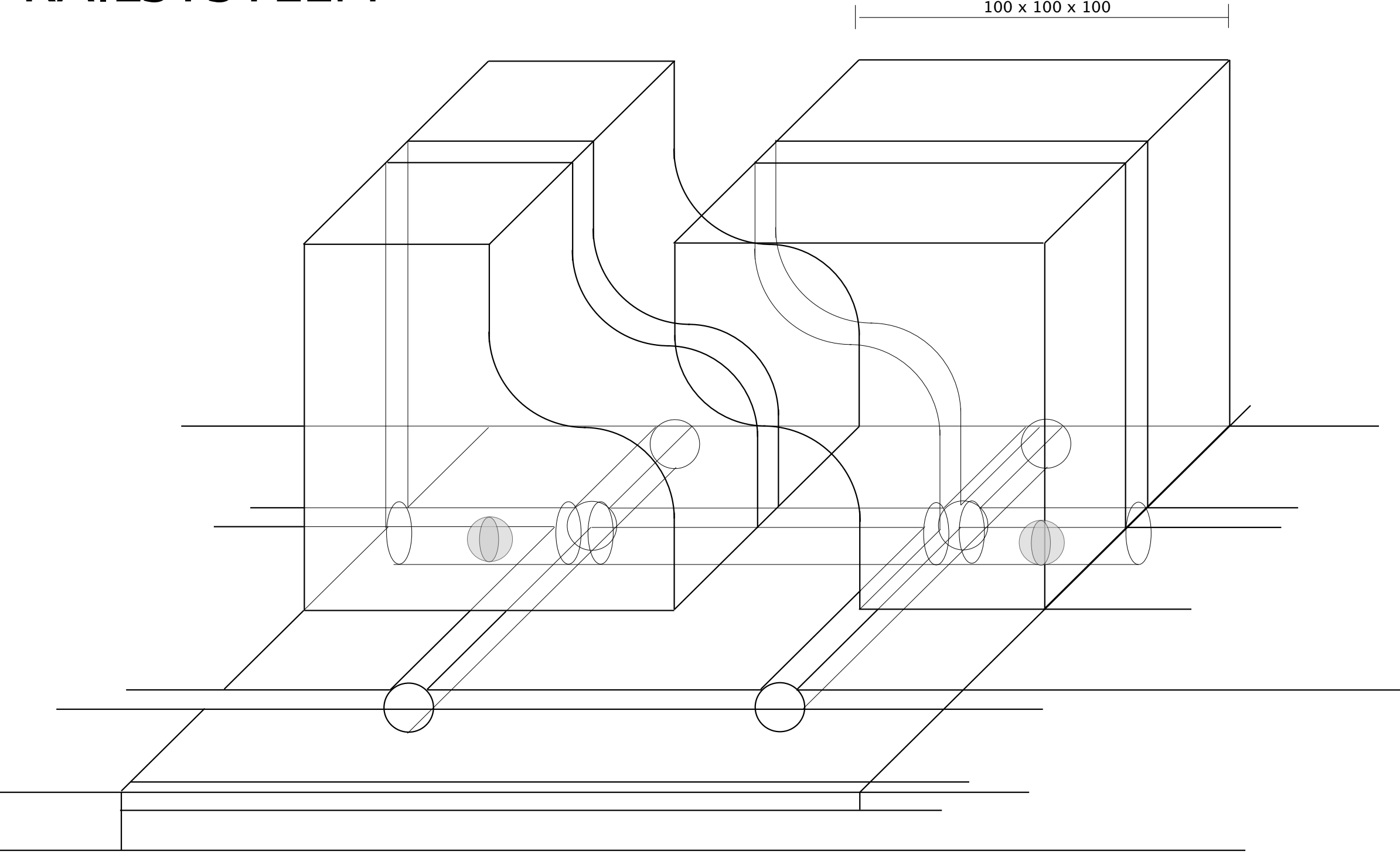
This standard pole for fencing of streets has a very simple system. When you place the pole in the foundation it locks automatically and because of the round-in-square construction he stays always removable. It is not possible to open the drowned lock with a pincer or other equipment.

Model 90 discusslot, Erdi



Gymnastic tools in schools are often connected to the floor by almost the same construction as the pole from Erdi. Here there is no key included.

RAILSYSTEM



5 Pavement

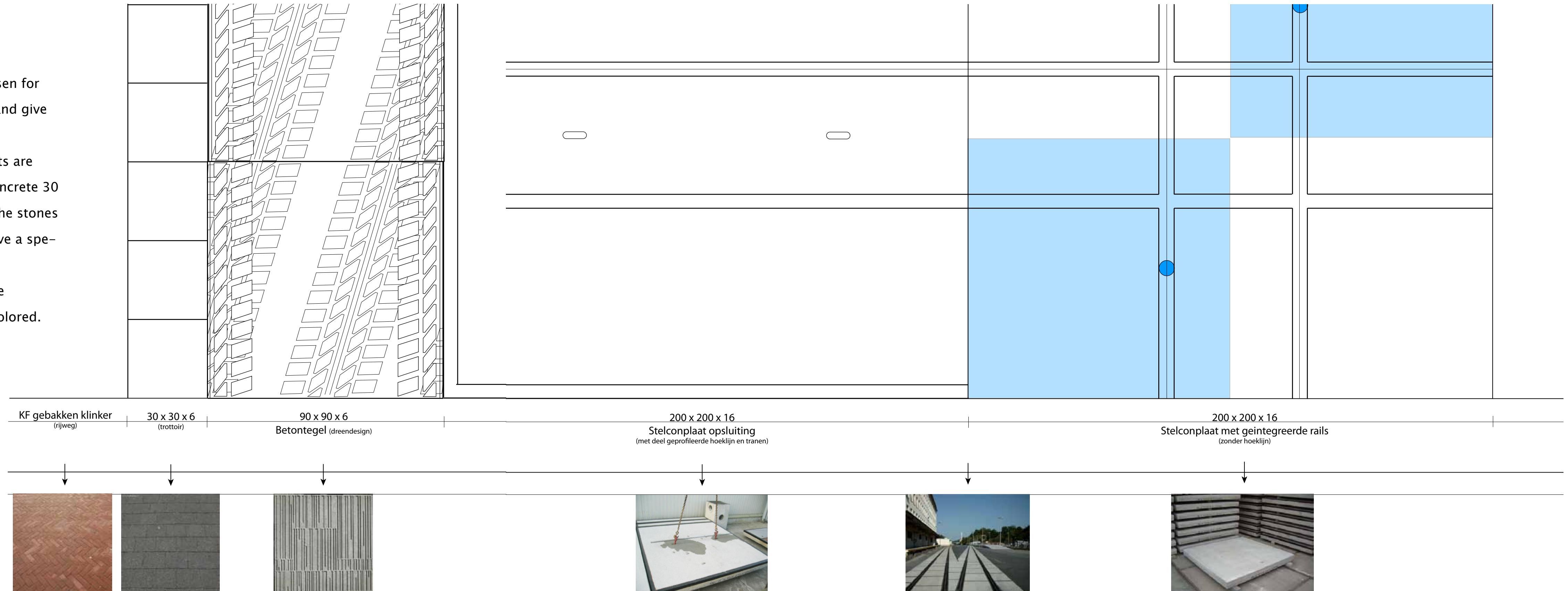
Layers

Simplicity

Mainly because of the brief existence of this space, there is been chosen for straight, fair and reused materials. But also to show the possibilities and give it a 'not-yet-finished' look.

The area around the square keeps their existing pavement. The streets are paved in red bricks with concrete kerbs. The sidewalk is basic with concrete 30 by 30 tiles. To stay in this language but with a more detailed touch, the stones on the square will be 90 x 90 dreendesign tiles of concrete. These have a special designed surface.

The platform is made out of prefab Stelcon tiles from 200 by 200. The elements on the platform are made of Synthetic material and bright colored. Both are reusable.




Pavement

dreendesign

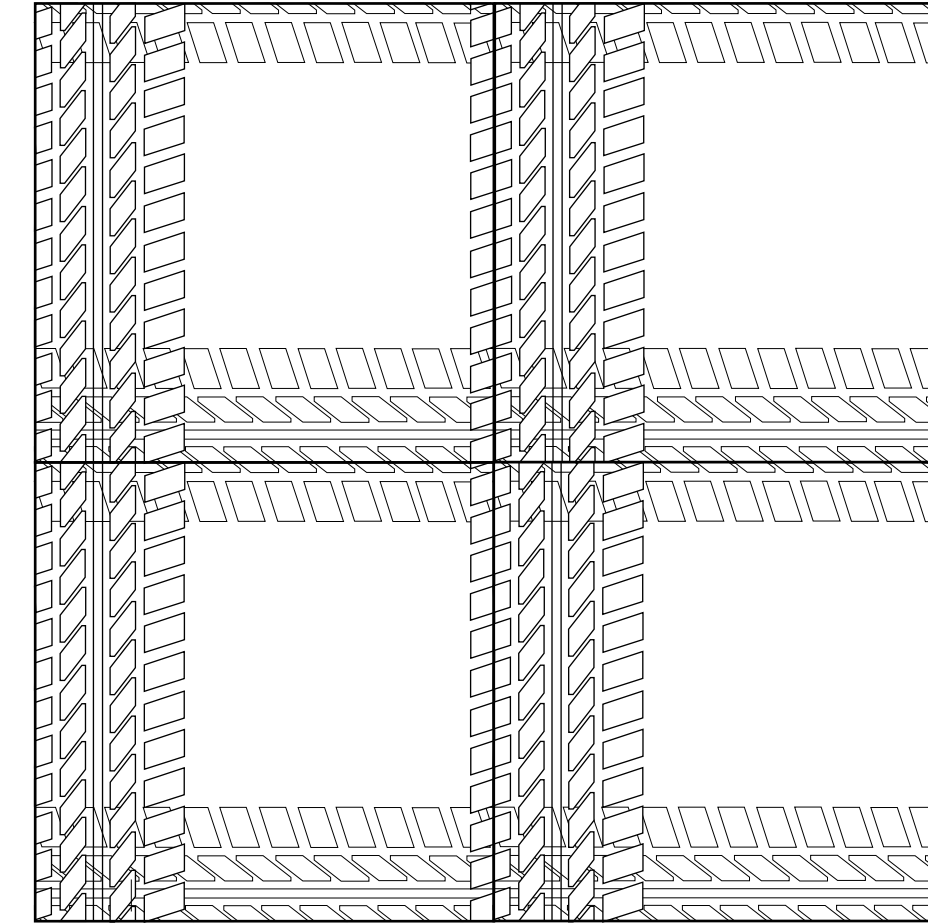
Dreendesign

Dreendesign adds an extra layer on this kind of tiles. With graphical drawings on the tile, the concrete tile gets an extra dimension and gives the place more personality.


For Visionsquare the design is based on wheel tracks that symbolize the construction site on which this area is build. It shows that the area is still under construction and together with the platform gives the place a special atmosphere.



90 x 90 x 6
Schuimotief



60 x 60 x 6
rechtmotief



60 x 60 x 6
Schuimotief



Pavement

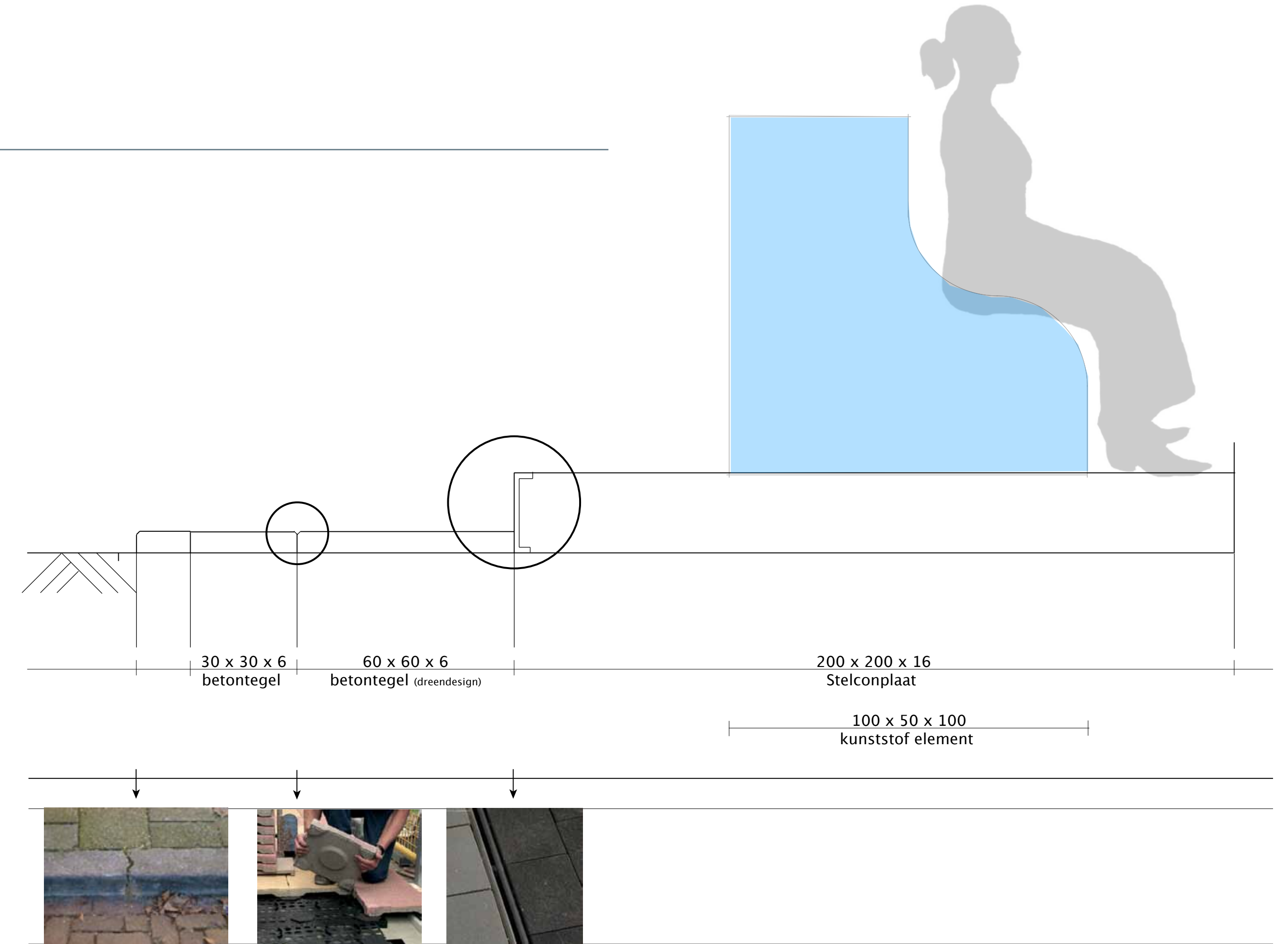
Dreentile

Draining rooftilesystem.

This system makes it possible to have lasting, steady water drainage with a minor weight but with a high load-carrying capacity. Normally this tile is used for rooftops that have a specific function. But with the newest possibilities with this kind of tile, from firma Zoontjens, they are also used on ground level in public spaces.

The drainage is organized by the grooves on the sides of the tiles. The space between the tiles and the surface makes it possible that the water can wash away.

drainage



Pavement

entree

Block steps

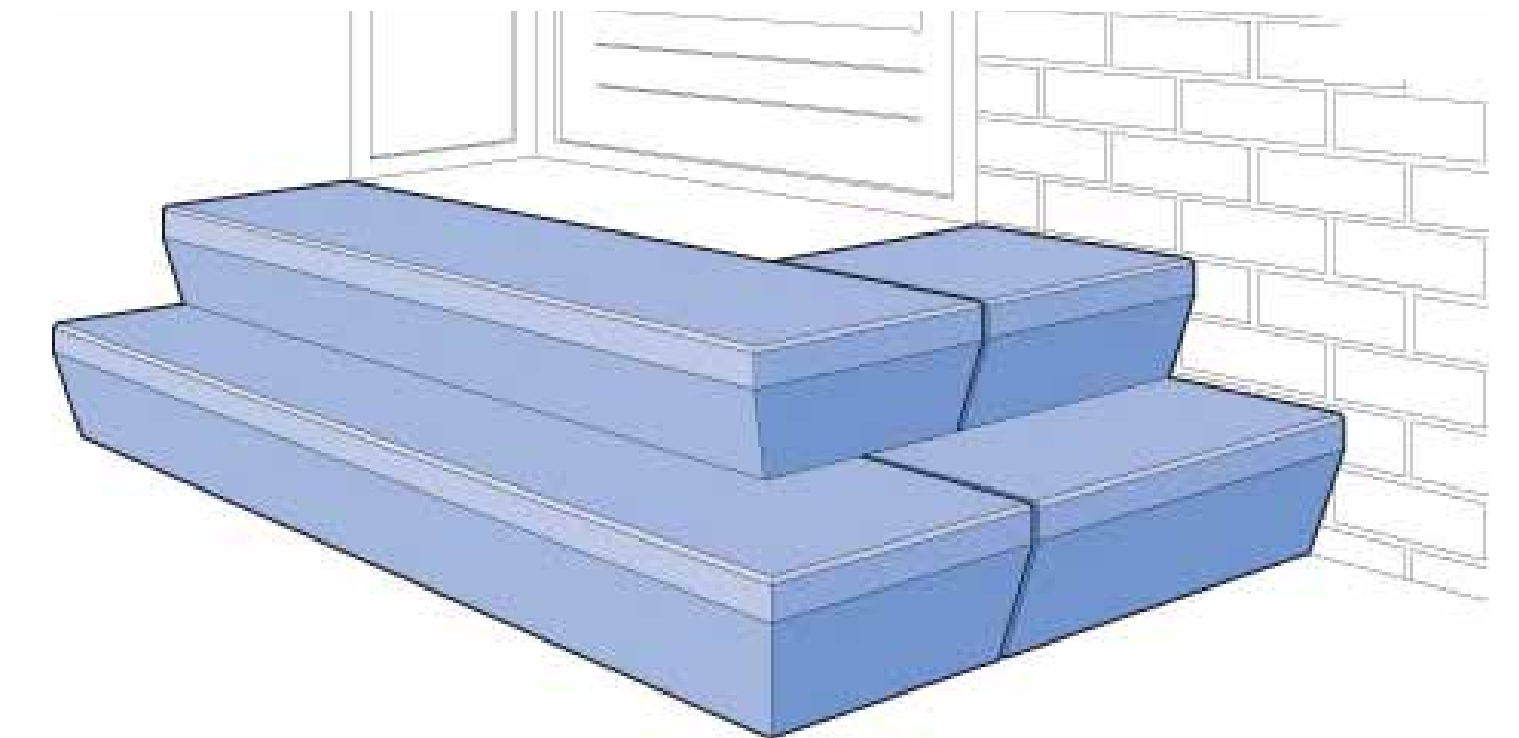
A Block step is a concrete element used mostly as entree solutions for living and utility buildings.

The material of these blocks is of a very strong concrete with armouring. This armouring depends on the application. The length of every block is maximum 3500 mm.

Because of the height difference between the metro station and the square

(800 mm), a bridging is necessary. To stay in the same language with the rest of the used materials, this prefab concrete construction will be a good solution.

To create more safety and communication with the square elements will be added.



6 Side objects

current situation

Furniture

The objects chosen on the square have the same basic grey character as the pavement. These objects are durable and basic.

Some elements will differ from the standard because of a detailed element.

Capitole grey, Bammens



Standard bicycle stand



Heklucht, Designstudio HiMom.jp



7 Planting

current situation

Tree border

The same as the stelcon tiles of the platform.

In between this border the tree can grow freely.

The big tree on the square is one of the very few elements kept from destruction. The tree is a very old American Oak and is also the only green spot on the square.

To keep the form language of the platform and to give the tree also a sort of stage, the border will get a very straight edge of steel from 200 by 200 cm.

Tree border, centre Tilburg



Stelcon, platform



8 Lighting

Streetlights

Alongside the carriageway the existing lighting will not change. This standard will be developed in a later stage when the whole area will be redesigned.

This grey standard also communicate very well with the temporary design.

Standard Lighting



Filmscreen

The new entrance of the metro station is also fit out with a very large commercial advertisement screen.

This screen will function as a film screen on open-air cinema evenings on the square.

The light that is generated by the screen influences the lighting on the square especially in the evenings.

Openlucht cinema Lelystad



Indirect lighting


By adding lighting in the pavement of the platform the objects of partly transparent material will give an extra glow over the square.

When the object have only partly transparent elements the light creates together with the object an always changing pattern over the square.

Green Light Pavilion, Riccardo Previdi, Berlin 2005



Unpacking, nArchitects, New York 2006



9 Visionsquare

new situation

Streetlights

Alongside the carriageway the existing lighting will not change. This standard will be developed in a later stage when the whole area will be redesigned.

This grey standard also communicate very well with the temporary design.

Standard Lighting

Filmscreen

The new entrance of the metro station is also fit out with a very large commercial advertisement screen.

This screen will function as a film screen on open-air cinema evenings on the square.

The light that is generated by the screen influences the lighting on the square especially in the evenings.

Openlucht cinema Lelystad

Visionsquare>



